



# EVPC NEWSLETTER

## APRIL 2011

**Inside:**

A New Diplomate  
The Annual Conference  
In Memory of Huw Smith  
Refugia

Number 20

# CONTENTS

	PAGE
From the President's desk	1
New Diplomate	2
Parasitology Days in Zagreb: EVPC and SEEP Annual Conferences	3
Obituary for Huw Smith	7
Refugia	8
Meet the Residents	17

# From the President's desk

Spring is here again and the tick season has started, just in time for the infamous Easter tick, lurking in the grass (see right).



The EVPC Board has had 2 day interim meeting in Vienna in February together with the Chairs of the Committees to discuss several issues which will be presented at the General Business Meeting in Zagreb in June 2011. Speaking of which... in this issue you will find the announcements of the EVPC annual meeting in Zagreb and the meeting of the Second International Conference of Southeastern and Eastern European Parasitological Society (SEEEP), also in Zagreb just before our annual meeting, as well as the announcement of the Annual Conference of the American Association of Veterinary Parasitologists (AAVP) together with the International Symposium on Ectoparasites of Pets (ISEP) in St Louis in July.

Again, in the Residents' Corner some of our residents introduce themselves. Allow me to stress once again the good news that we have an increasing number of residents **BUT THAT WE NEED HIGH QUALITY EXAM QUESTIONS, CLINICAL SCENARIOS, AND DIAGNOSTIC SAMPLES**, so please help keeping the College alive and up to standard by contributing to the examination with your knowledge and experience.

Sadly, one member of our College, Huw Smith, has passed away recently. Those of you who attended the meeting in Parma will surely remember his presentation at the scientific symposium.

I would like to thank the Editorial Team for this April Newsletter and I hope you will enjoy reading it. If you have any suggestions on contributions to the August issue please let us know.

A Happy Easter to you and your families!

Anja Joachim

# NEW DIPLOMATE

**CONGRATULATIONS!!!**

**Dr. Olwen Golden from University College Dublin Veterinary School passed the EVPC 2010 Examination for Diplomate status that was held in Zagreb last November. Olwen completed her alternative training programme under the guidance of EVPC Diplomate Grace Mulcahy.**



# ZAGREB 2011

EVPC Diplomate Albert Marinculic has put together an intense scientific programme for his “Parasitology Days in Zagreb”. From June 13th-18th, 2011, Zagreb will be the center of activity for Parasitologists from all over Europe, including many EVPC delegates.

Below are the final programmes for the 2nd International Southeastern and Eastern European Parasitological Society meeting (June 13th-15th), the EVPC Annual GBM and Scientific Symposium (June 16th-17th), and for the Companion Animal Bad Bug Day-From Science to Practice (June 18th).



You will also find useful information concerning registration fees and accomodations.

FOR MORE INFORMATION CONTACT

[parasitecroatia@gmail.com](mailto:parasitecroatia@gmail.com)

# SEEEPS 2011

June 13 <sup>th</sup> (Faculty of Veterinary Medicine)		June 14 <sup>th</sup> (Hotel Dubrovnik)		June 15 <sup>th</sup> (Hotel Dubrovnik)	
		9:00 – 13:00	Morning Session Programme	9:00 – 13:00	“ Urban Animals - Perfect Refugia for Dangerous Parasites“
		13.00- 14.00	Lunch		Lunch
15:00 – 16:00	Registration	14:00 – 19:00	Afternoon Session Programme	14.00-16.30	SEEEPS AID, „Get Rid of the Cyst“
16:00 – 16:30	Opening Ceremony			17.00-18.00	SEEEPS Task Force Reports
17:00 – 19:00	General Assembly Meeting			18.00-19.00	Closing Ceremony
19:00	Dinner	20.00	Dinner	20:00	Farewell Dinner

# EVPC ZAGREB 2011

June 16 <sup>th</sup> (Faculty of Veterinary Medicine)		June 17 <sup>th</sup> (Hotel Dubrovnik)	
08.30-10.30		09.00-11.00	GBM
10.30-11.00		11.00-11.30	Coffee break
11.00 -12.30	ESCCAP Symposium „Europe – A Parasite Playground“,	11.30 -13.30	Residents' Forum moderated by G. Grandi
12.30- 14.00		13.30- 15.00	Lunch
15.00-16.00	Registration	15.00-19.00	EVPC Scientific Symposium  “East meets West”
17.00-19.00	“Alien in the eye” moderated by D. Otranto		
19.30	Dinner	20.00	Farewell Dinner

## Companion Animal Bad Bug Day

June 18th, 2011 (Veterinary Faculty)

Morning and afternoon theoretical and practical workshops dedicated to small animal practitioners

Featuring:

„Canine and Feline Blood Borne Pathogens“ moderated by Claudio Genchi, University of Milan, Italy

„Searching Through the Diarrhoeic Stool of Dogs“ moderated by Albert Marinculic, University of Zagreb, Croatia

„Canine Respiratory Problems“ moderated by Michael Leschnik, Vetmeduni Vienna, Austria

## REGISTRATION FEES

	before May 15th	after May 15th
SEEEPS	80€	100€
EVPC	80€	110€
“BAD BUGS”	130€	160€

Payment should be made through bank transfer to:

Payment to: Sigma AV Grupa d.o.o.  
Al. Pomoraca 11  
10000 Zagreb

Bank: Zagrebačka banka  
IBAN HR0923600001101415808  
SWIFT CODE ZABA HR 2X

# EVPC ZAGREB 2011 (cont.)

## ACCOMODATIONS

- Special prices for participants at the Hotel Dubrovnik (venue site) \*\*\*\*

Single bedroom SMALL	70 euros
Single bedroom STANDARD	85 euros
Double bedroom for single use SUPERIOR	105 euros

50 rooms have been booked for the conference participants in the Hotel Dubrovnik.

The hotel allotment for conference participants is mostly reserved from June 13th to June 18th 2011. Should you wish to arrive earlier and/or depart later you are able to book for longer period as well.

**Please mention that you are the participant of the EVPC annual conference and you will get booking with special price. We recommend that you make your hotel reservation as soon as possible as rooms will be allocated on first come-first served basis.**

Other available hotels in the vicinity of the Venue:

Hotel Palace\*\*\*\* ([www.palace.hr](http://www.palace.hr))

Hotel Jadran\*\*\*([www.hoteljadran.com.hr](http://www.hoteljadran.com.hr))

Hotel Regent Esplanade\*\*\*\*\* ([www.theregentzagreb.com](http://www.theregentzagreb.com))

Hotel International\*\*\*\*([www.hotel-international.hr](http://www.hotel-international.hr))

The Westin Zagreb\*\*\*\*\*([www.westinzagreb.com](http://www.westinzagreb.com))

Hotel Jagerhorn\*\* ([www.jaegerhorn.hr](http://www.jaegerhorn.hr))

Arcotel Allegra Zagreb\*\*\*\* ([www.alegrahotel-zagreb](http://www.alegrahotel-zagreb))

Best Western Premier Hotel Astoria \*\*\*\*([www.hotelastoria.hr](http://www.hotelastoria.hr))

Hotel Central\*\*\*([www.hotel-central.hr](http://www.hotel-central.hr))

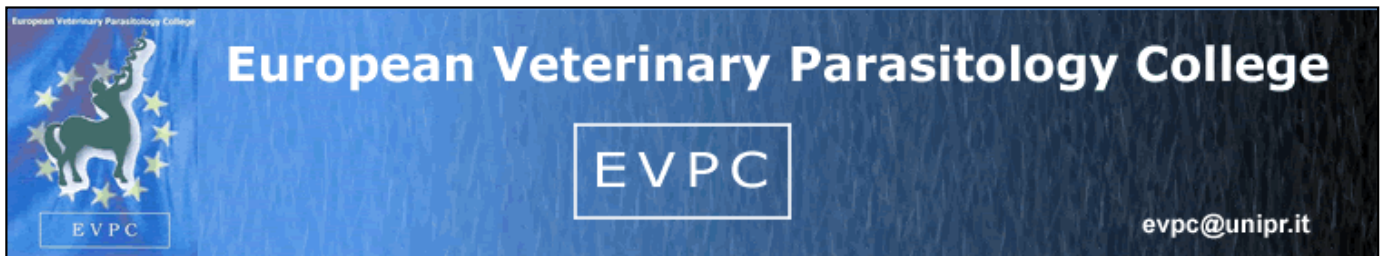
Buzz Hostel ([www.buzzpackers.com](http://www.buzzpackers.com))

Hotel Ilica \*\*\*([www.hotel-ilica.hr](http://www.hotel-ilica.hr))

Hotel Sheraton \*\*\*\*\* ([www.hotel-sheratonzagreb.com](http://www.hotel-sheratonzagreb.com))

# EVPC ZAGREB : GBM Agenda

The Agenda for the General Business Meeting will be placed in the Members' and Residents' (password protected) Sector of the website ONE MONTH before the meeting. This will include several changes to the EVPC Constitution that will be voted upon at the meeting.





# ***In memory of Prof. Huw Smith***



**Much with my regret I knew by chance of the sad death of Professor Huw Smith. Professor Smith was the Director of the Scottish Parasite Diagnostic Laboratory at the Stobhill Hospital of Glasgow and Honorary Professor at the University of Glasgow. He was a very world-reputed expert in the Parasitology field.**

**I had the great honor and pleasure to work with Prof. Smith for over two years during my Post-Doctoral Research Fellowship at the University of Glasgow. As one of my scientific Referents during my training, he transferred to me his extraordinary enthusiasm for the Parasitology, spending hours at the microscope teaching or discussing on new evidences and data with his typical energy in a way that I have not encountered so often since then.**

**I had the privilege to gain an extraordinary scientific and unrepeatable human experience in Glasgow. I don't need to emphasize the massive scientific production of Prof. Smith, the countless awards, and the great contribution he gave to science. What I like to remember here, however, is his sincere hospitality, intellectual generosity and kindness, and the long conversations with his family in the living room after dinner holding a glass of whisky talking about Scotland....and...then...science. What we are, in each aspect of our life, scientific and human, is the result of an ongoing "stratification" of contributions that others give us. To answer to Catullo's Carmen I: "*Cui dono lepidum novum libellum arida modo pumice expolitum?*"\* I will reply: "*To all of us, parasitologists, who thank Prof. Smith for having taught and transferred to us his extraordinary experience and deep love for science. In this moment of sorrow, my thoughts go to his family with a warm dedication: "Multas per gentes, et multa per aequora vectus advenio has miseras, frater, ad inferias, ut te postremo donarem munere mortis et mutam nequiquam alloquerer cinerem. Quandoquidem fortuna mihi tete abstulit ipsum. Heu miser indigne frater adempte mihi, nunc tamen interea haec, prisco quae more parentum tradita sunt tristi munere ad inferias, accipe fraterno multum manantia fletu, atque in perpetuum, frater, ave atque vale"*\*\* (Catullo, Carmen 101).**

***Lorenza Putignani***

***Ospedale Pediatrico Centro di Ricerche Bambino Gesù, Rome, Italy***

*\*Who am I going to give this small beautiful booklet, whose cover was lovingly finished by scrubbing with a dry pumice stone? \*\*After having crossed many places and many seas here I get, my brother, to this sad burying place, to pay you my funeral and talk to your silent ashes, and say things I could not say before as destiny tore you away from me. Please, my beloved brother, receive my abundant sighing tears forever. Farewell, my brother. Farewell".*

## **Index**

- 1. MEET THE RESIDENTS FORUM AT THE ANNUAL EVPC MEETING IN ZAGREB**
- 2. CASE REPORT FORMAT FOR THE 2011 EXAMINATION**
- 3. SAMPLE QUESTIONS FROM THE 2010 EVPC EXAMINATION**
- 4. PARASITE IDENTIFICATION: a list of parasites identified at the 2010 examination**

# Refugia (cont.)

## **MEET THE RESIDENTS FORUM AT THE ANNUAL EVPC MEETING IN ZAGREB**

**11:30 a.m., JUNE 17TH , 2011**

As the European Veterinary Parasitology College is striving for full recognition by the European Board of Veterinary Specialisation, the residents are an increasingly important part of the College. There are now four diplomats by examination and 13 EVPC residents currently undertaking a training in various Parasitology labs. Several will be taking part in the 2011 EVPC examination.

EVPC Diplomate Giulio Grandi will be organizing the third annual "Residents' Forum at the next annual EVPC meeting to be held in Zagreb on June 16th-17th.

The aim of the session is to provide current EVPC residents with the opportunity to attend the EVPC annual meeting and to meet other parasitologists with shared interests. The College members are aware of the intense dedication that our residents show to the study and research of Veterinary Parasitology and the forum will be an occasion to welcome you into the fold in a friendly and informal way.

A maximum of four residents will be invited to give a small introduction and presentation of a clinical case in Veterinary Parasitology\*.

If you would like to participate, you should prepare and send an abstract of the case you want to present to [giulio.grandi@unipr.it](mailto:giulio.grandi@unipr.it) (remember to forward a copy of the message to [evpc@unipr.it](mailto:evpc@unipr.it)) by the 20th of April 2011. You will receive by email the results of the selection by the 15th of May 2011.

Residents who already participated during the last EVPC meetings are excluded from the selection.

\* If you have applied to sit the exam in 2011, you are not allowed to present cases that are included in your dossier for the examination.

**Selected residents will be granted 100 Euro as contribution to travel expenses and will not have to pay for the registration to EVPC annual meeting.**

Please contact Giulio Grandi for any questions.

# Refugia (cont.)

## CASE REPORT FORMAT FOR THE 2011 EXAMINATION

As many of you know, EVPC Residents who will be sitting the 2011 examination for diplomate status must submit 12 full-length case reports to the Examination Committee by July 1st, 2011.

The format of the full length case report should adhere to the following indications:

**Format:** cases should be composed (or at least saved) in Word 97-2003 format (.doc files) preferably typing in Times New Roman or Arial 12pt, with standard margins (upper margin 2.5cm, lower and lateral margins 2cm each).

In order to be sure that special characters are correctly displayed, it is suggested to transform and provide Case Reports in PDF format.

### Length

Each clinical case report length should not exceed five A4 pages, for a total of approximately 1500-2000 words, double-spaced, including references.

### The report should be divided into:

Title (in bold capital letters)

Abstract (the same you submitted for exam application)

Introduction

Materials and Methods

Results

Discussion

References

Please check correspondence between in-text references and reference list (and vice-versa) and please quote references according to following model:

#### Journals:

Lyons E.T., Tolliver S.C., Collins S.S. 2004. Field studies on endoparasites of Thoroughbred foals on seven farms in central Kentucky in 2004. *Parasitol. Res.* **98**, 496-500.

Lindsay D.S., Dubey J.P., Duncan R.B. 1999. Confirmation that the dog is a definitive host for *Neospora caninum*. *Vet. Parasitol.* **82**, 327-333.

#### Books:

M.A.F.F. 1986. *Manual of Veterinary Parasitological Laboratory Techniques*, Reference book 418. Her Majesty's Stationery Office, London, UK, 159 pp.

Please take note that Figures and Tables should be incorporated into the text.

All Case reports must be sent in printed form and in electronic form within an accompanying CD/DVD onto you can also include supplementary materials and media (videos, figures). In this case please remember to refer to related attachment in the Case Report's text.

# Refugia (cont.)

## SAMPLE QUESTIONS FROM THE 2010 EVPC EXAMINATION

Below you will find some of the questions that were part of the EVPC examination last November. Try your expertise!

### Multiple Choice Questions

1. The sheep ked (*Melophagus ovinus*) is characterised by
  - a. Licking mouthparts
  - b. The lack of wings in all stages
  - c. High egg output (20-50 eggs/day/female)
  - d. More frequent occurrence in summer
  - e. Latero - lateral flattening of the body
  
2. The occurrence of blackflies (simuliids) is highly dependent on
  - a. The presence of clean, swift rivers or rills with dense vegetation in the water
  - b. Still, permanent water sources with low pH
  - c. Large populations of small rodents as hosts for the larval stages
  - d. Herbivore manure as sites for oviposition
  - e. Shades of trees where the pupae can develop in moist sandy soil
  
3. Which of the following drugs is approved as a repellent against phlebotomines for the prevention of leishmaniosis in the EU?
  - a. fipronil
  - b. amitraz
  - c. fenthion
  - d. deltamethrin
  - e. selamectin
  
4. Which of the following morphological structures is characteristic for the genus *Oesophagostomum*?
  - a. Large buccal capsule
  - b. Cuticular eversions (leaf crowns) around the anterior end
  - c. Tooth-like structures within the buccal capsule
  - d. Alae and suckers at the posterior end of the males
  - e. Prominent glandular excretory channels in the buccal capsule
  
5. Which of the following is a potential vector for the eye worm *Thelazia callipaeda*?
  - a. Face fly *Musca autumnalis*
  - b. Horse fly *Haematopota pluvialis*
  - c. Deer ked *Lipoptena cervi*
  - d. Fruit fly *Phortica variegata*
  - e. Horn fly *Haematobia irritans*

# Refugia (cont.)

## Short Answer Question

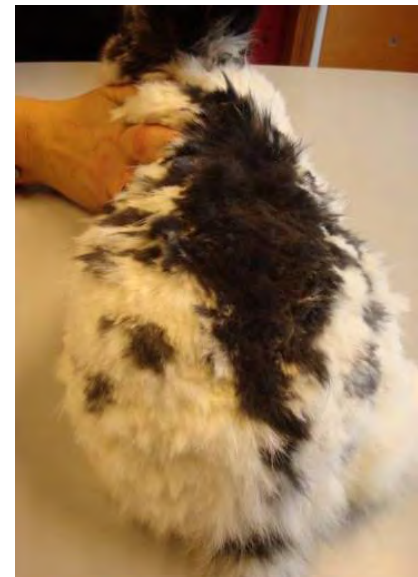
Diagnosis and follow up of Canine Leishmaniosis may be challenging especially in endemic areas, due to the diverse and non specific clinical manifestations and the high seroprevalence in sub-clinical dogs.

- a. discuss the advantages of real-time quantitative PCR (qPCR) versus conventional PCR for diagnostic and follow up purposes
- b. how results from qPCR could be useful to the clinician ?

# Refugia (cont.)

## Clinical Scenario

“Pimpin” is an Angora male rabbit, aged 4 years. The animal was purchased as a pet in 2005 and since then has lived alone in its cage. In December 2009 a guinea pig is introduced into the same cage. Three weeks later the owner notices that Pimpin’s fur has a bad looking appearance (many broken hair). There is no obvious itching. The guinea pig is unaffected as well as the other in-house animals (2 cats and 2 dogs). Pimpin is fed commercially available pellets, hay and fresh vegetables. A clinical examination is performed in January 2010. It is unremarkable. Body weight is 2.1 kg. However skin examination reveals a mild squamosis essentially on the top of the head, on the back, shoulders and flanks. There is no itching, erythema, pustules or crusts (Figures 1a and 1b; 2a and 2b). A few hair are collected and examined under the microscope in a drop of clearing agent. Parasites are observed (Figures 3a and 3b).

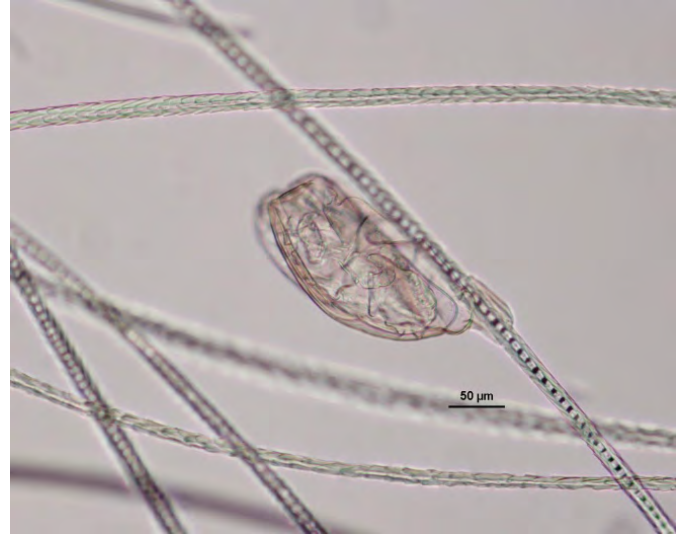


Figures 1a (top) and 1b (right)



Figures 2a (top) and 2b (right)

# Refugia (cont.)



Figures 3a (left) and 3b (right)

1. According to these data this skin condition is most likely due to:
  - a. An insect infestation
  - b. A fungal infection (ringworm)
  - c. An mite infestation
  - d. An endocrine disorder
  - e. A microbial skin infection
  
2. Among the following skin pathogens which one is most probably involved
  - a. *Spilopsylus cuniculi*
  - b. *Cheyletiella parasitivorax*
  - c. *Leporacarus* (syn: *Listrophorus*) *gibbus*
  - d. *Sarcoptes scabiei* var. *cuniculi*
  - e. *Neotrombicula autumnalis*,
  
3. At the skin level the responsible pathogen is located:
  - a. Inside the hair follicles
  - b. At the level of the fur
  - c. Inside tunnels dug in the superficial keratinized layers of the skin
  - d. Deeply embedded in the skin while feeding on inflammatory exudate
  - e. None of those
  
4. The most likely source of infestation was:
  - a. The guinea pig as the guinea pig and the rabbit share several species of skin parasites
  - b. An incidental contact with the two in-house cats
  - c. An incidental contact with the two in-house dogs
  - d. A transfer by contact with the owner
  - e. None of these



# Refugia (cont.)

## PARASITE IDENTIFICATION

the following is the list of some of the parasites that candidates had to identify with mounted slides and preserved samples: study your parasites!!

- *Felicola subrostratus*
- *Hyalomma sp.*
- *Anoplocephala perfoliata*
- *Psoroptes sp.*
- *Teladorsagia circumcincta*
- *Toxoplasma gondii*
- *Baylisascaris transfuga*
- *Ascaridia galli*
- *Cysticercus pisiformis*
- *Fasciola gigantica*

# Meet the Residents

## Yannick Caron

Resident at the laboratory of Parasitology and Parasitic Diseases  
Faculty of Veterinary Medicine of Liège (Belgium)



My name is Yannick Caron. I have been working as an assistant in the Faculty of Veterinary Medicine of Liège (Belgium) since 2004. Prof. Losson, head of the laboratory of Parasitology and Parasitic Diseases is my supervisor in the frame of my EVPC residency.

I come from Brittany, which is, in my opinion, the most beautiful region in the world. Dolmen, the Cap Fréhel, Bréhat Island, Roscoff, the School of Pontaven, Finistère, the Côte de Granit Rose! The Galette de blé noir and lait ribot! Sea food! ... Hum ... sorry, I am an addict.



My research topic deals with the intermediate host of *Fasciola hepatica*. Lymnaeid snails in Belgium are my second drug. I started running through the fields and collecting thousand of snails. Later on, I bred them in the lab, and carried experimental infections. Following DNA extraction, I set up a multiplex PCR assay, and tried to identify sibling snail species with phylogenetic analyses and I managed to survive. In the frame of an international collaboration on fasciolosis and its zoonotic aspects I went to Quito (Ecuador) and visited the International Center for Zoonosis. I visited slaughterhouses and collected hundred of snails. I had also the opportunity to follow a training course entitled “Arthropod Vectors and Human Health” in the Pasteur Institute in Paris. I am involved in the teaching of Parasitology and I like it very much. I have also the opportunity to investigate different clinical cases from the field both in large, companion and exotic species. I collaborate to other research programs in Belgium and abroad such as the monitoring of the vectors of Bluetongue, a study of the ticks commonly found on dogs and cats, the epidemiology of *Angiostrongylus vasorum* in dogs, and *Trichuris vulpis* in gilts. I presented a case report in the EVPC annual congress 2010 in Munich called “Scabies in a llama (*Lama glama*): control with Moxidectin Long Acting (Cydectin® LA)”.

My favorites hobbies are cooking (cassoulet!), sports (swimming, squash), gardening (growing vegetables), reading (Alexandre Dumas’ father, Romain Gary and some Isaac Asimov, I confess) and listening to good music (Aphex Twin, Boards of Canada, Lisa Gerrard...).

# AAVP 2011



March 16, 2011



Dear Colleague,

We would like to invite you to the 56<sup>th</sup> Annual Meeting of the American Association of Veterinary Parasitologists (AAVP), in conjunction with the 55<sup>th</sup> Livestock Insect Workers Conference (LIWC) and the 11<sup>th</sup> International Symposium on Ectoparasites of Pets (ISEP) from July 16<sup>th</sup> through 19<sup>th</sup> in St. Louis, USA.

The first joint meeting of these three eminent groups promises to deliver a very exciting scientific program and will bring together key opinion leaders, scientists and practitioners from academia, industry, government and private practice. With the growing concerns around parasiticide resistance, a changing regulatory environment, and the launch of many exciting new products there has never been a better time to attend or present at this meeting. All these concepts are reflected in the theme for our unprecedented joint meeting: "Sustainable control of parasites and vectors".

The Program Committee now invites abstracts for oral presentations with a submission deadline of May 13<sup>th</sup>, 2011. Travel grants are available for qualifying students and post-docs. Meeting information can be found at the AAVP web site: [www.aavp.org](http://www.aavp.org).

We look forward to seeing you in St. Louis this July!

Sincerely,

Karen Snowden, DVM, PhD  
President, AAVP

Patrick Meeus, DVM, PhD, DipEVPC  
President-elect and Program Chair, AAVP

Adalberto Pérez de León, DVM, MS, PhD  
Co-program Chair, LIWC

Bill Donahue, PhD  
Co-program Chair, ISEP

# Ross University School of Veterinary Medicine



## Position for a Veterinary Parasitologist

**Background and Position:** Ross University School of Veterinary Medicine was founded in 1982 and is located in St. Kitts, West Indies and is accredited by the St. Christopher & Nevis Accreditation Board and is fully accreditation with the American Veterinary Medical Association. The School of Veterinary Medicine is affiliated with 22 AVMA-accredited U.S. veterinary schools where students complete their clinical year. The University's Veterinary Teaching Hospital is the only facility outside the U.S. and Canada accredited by the American Animal Hospital Association.

**Essential Responsibilities:** The successful candidate will report to the Dean for Faculty and Academic Programs and the section chief for Pathobiology. Duties and responsibilities include teaching parasitology to 2nd-semester veterinary students in our team-taught pre clinical program courses, contributing to the research and service missions of the school, including exposing veterinary students to research.

**Required Knowledge, Skills and Abilities:** A primary interest in teaching parasitology to veterinary students and teaching these disciplines in the U.S., Canada, the United Kingdom, or an equivalent educational system is required. An interest in and focus on research is also essential. Research expertise, as evidenced by a record of funded research with peer reviewed publications, is required. An applicant for this position must possess excellent interpersonal communication skills and a demonstrated ability to work with others in a collegial team atmosphere.

**Required Credentials and Education:** The candidate must have a DVM and/or PhD from an accredited institution and a record of teaching and research responsibility.

To Apply, send cover letter, C.V and list of three references to [Knarvaez@rossu.edu](mailto:Knarvaez@rossu.edu) or apply online at [www.rossu.edu/careers](http://www.rossu.edu/careers)

**Disclaimer:** This is not necessarily an exhaustive list of all responsibilities, skills, duties, requirements, efforts or working conditions associated with the job. While this is intended to be an accurate reflection of the current job, management reserves the right to revise the job or to require that other or different tasks be performed when circumstances change (e.g., emergencies, changes in personnel, workload, rush jobs or technological developments).